



District Report Card: 2017


State: Maharashtra	District: Washim
Class: 3	Subject: Language
Schools: 61	Students: 1206


Participation/Coverage


Students

GENDER 	Boys		Girls	
	Number	%	Number	%
	727	60.28	479	39.72

AREA 	Rural		Urban	
	Number	%	Number	%
	913	75.70	293	24.30

CATEGORY 	SC		ST		OBC		GEN	
	Number	%	Number	%	Number	%	Number	%
	238	19.73	69	5.72	677	56.14	222	18.41

CWSN 	LD	VI	HI	S&LD	ID	Oth
	3	7	1	0	5	5

Management 	Government		Government-aided	
	Number	%	Number	%
	936	77.61	270	22.39

Average Performance of Students in Language (%)

Overall	Gender		Area		Management		Social Group			
	Male	Female	Rural	Urban	Govt.	Aided	SC	ST	OBC	GEN
72.44	71.77	73.44	74.77	65.16	73.10	70.15	73.08	65.70	73.96	69.19

Performance on Learning Outcomes (LOs)

Learning Outcomes	Description	Average Performance(%)
L304	Reads small texts with comprehension i.e., identifies main ideas, details, sequence and draws conclusions	73.67
L312	Reads printed scripts on the classroom walls: poems, posters, charts etc.	69.97

Range of Performance of Students who Answered Correctly							
Below 30%		30% - 50%		50% - 75%		Above 75%	
Number	%	Number	%	Number	%	Number	%
48	3.98	146	12.11	406	33.67	606	50.25

Lowest Performing Learning Outcomes (LOs)

1 - Reads printed scripts on the classroom walls: poems, posters, charts etc. (69.97)

2 - Reads small texts with comprehension i.e., identifies main ideas, details, sequence and draws conclusions (73.67)